1

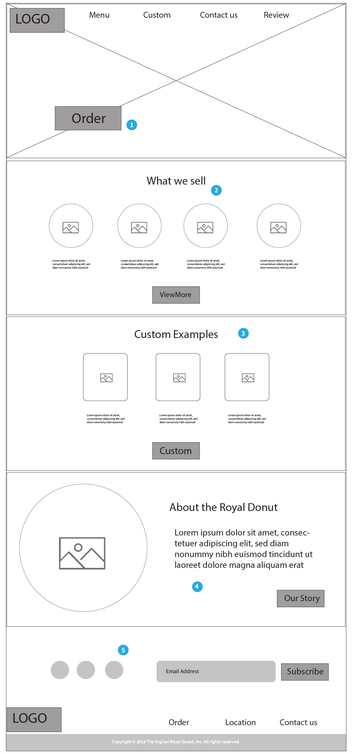

2



3



4

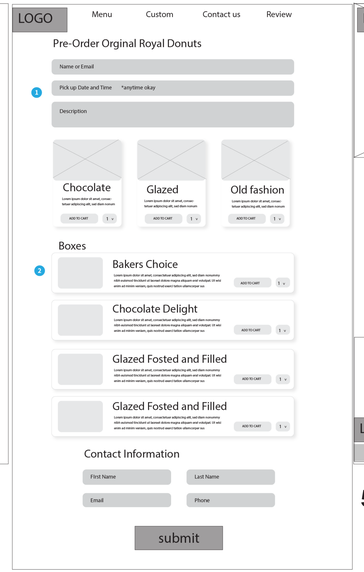

5

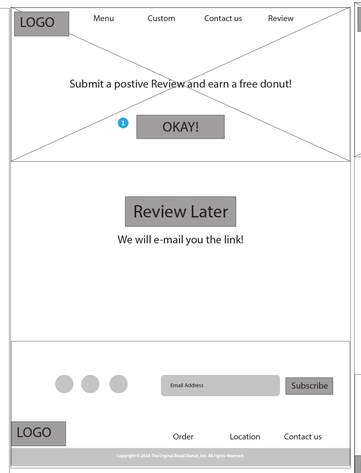

6



7

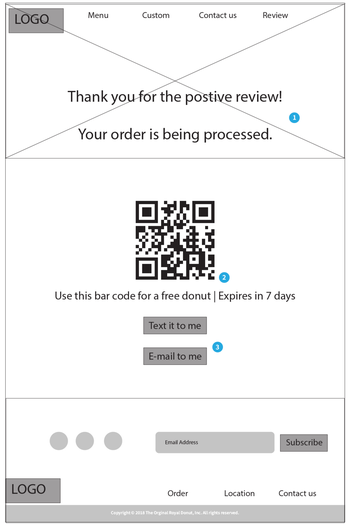

1

1. The user would click this button to place an order. It would lead the user to a new screen to select custom or preorder form.
2. This area is a description of what the shop sells.
3. This area show cases examples for custom orders for the customers. When the user clicks the custom button it will lead them to page on custom details
4. This area is an section where customers can learn about the history of the shop and what they do.
5. This area is the botton footer. The three circles are social media buttons and next to it is a subscribe section. The logo and other buttons that can be found at the top.

2

1. A user would click this button to enter the pre order pick up, day of donuts.
2. A user would click this button to fill out the custom order form and to request a custom order from the shop.

3

1. This page is the custom form page and this area is where the user would enter in the information for their event and details on what they are looking for in their custom order.
2. This area is where the user would enter in their personal information and contact info. The shop collects payment at the time of pick up so that part is not included. The shop will also need to confrim with the client if they are able to make their request.
3. This is where the user will submit their request, by clicking this button their form has been delivered to the shop.

4

1. This page is the pre-order form page and this area is where the user would enter in the information for pre-order day of pick ups.
2. This is where the user would be able to select what they want to order.

5

1. After the form has been submitted, this screen will pop up and prompt the user to write a postive review, if they do it, they will need be given a reward. This button will move the user to the review page.
2. If the user does not want to take the time to write a review or enter in stars, this button will send e-mail them a link to review later, in case they want to see how their order comes out.

6

1. The user will need to rate the shop using the stars and then be promt to write a little something about their experince with the shop so far.
2. This is the area where the user can write in their experince.

7

1. If the review has a 5 star review the user will get this page with the reward.
2. Here is the bar code they can use to redeem their reward.
3. These buttons allow the user to select which way they would like to save their code.